

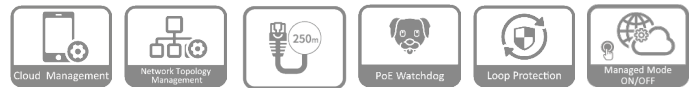
DH-CS4005-4ET1GT-36

5-Port Cloud Managed Desktop Switch with 4-Port PoE



PoE 2.0

- 4 × RJ-45 10/100 Mbps PoE ports, 1 × RJ-45 Gigabit ports. 36 W total PoE budget, 802.3af/at on all PoE ports. DIP switch to fast turn on/off working mode of Cloud-Managed, PoE Watchdog, Long Distance PoE. Wide operating temperature ranging from −10 °C to 55 °C. Supports VLAN and loop protection. WEB-managed and centralized cloud management through the DoLynk App and performs real-time monitoring of the network. Easy config to auto detect and set up network and security systems.



Series Overview

Highly intuitive, the Switch can be managed in local networks. With the DoLynk platform, it additionally enables seamless cloud management capabilities. With just one click, you can start both the CCTV and IT system through EasyConfig. The switch performs operation and maintenance using topology visualization on front-end, transmission and back-end storage devices. It can effortlessly turn on and off its managed mode with the simple flip of a switch. Additionally, the switch supports abundant PoE 2.0 features. With full metal design, it has great heat dissipation and can operate in temperatures ranging −10 °C to 55 °C (+14°F to +131°F). It also features surge protection against up to 6 kV, resisting interference from static electricity, lightning and pulses. The switch can be used in small and medium-sized businesses such as supermarkets, offices, restaurants, cafés and hotels.

Functions

Cloud Management

Devices can be managed through the DoLynk Care app and performs real-time monitoring of the network. The app also displays the status of devices, triggers alarms for errors in real time and sends notifications.

Network Topology Management

Supports the LLDP protocol and is able to generate and display the network topology, so that you can quickly identify issues, and perform operation and maintenance remotely on devices that are in the topology.

Long Distance PoE

The transmission distance of a PoE port can be up to 250 m, meeting the requirement of wired transmission (bandwidth reduced to 10 Mbps).

PoE Watchdog

Adopts the innovative PoE Watchdog. It enables the switch to automatically detect port status and restart the failed ports to recover connection in case of IPC connection exception. This enables intelligent operation and maintenance management in its true sense and effectively reduces manual maintenance costs.

Loop Protection

When a loop is detected, the loop alarm will be triggered and the elimination mechanism will activate to prevent broadcast storms from occurring.

Managed Mode ON/OFF

Easily switches between managed and unmanaged mode with just the flip of a switch. When in managed mode, you can perform management through the webpage locally or the cloud platform. This allows the device to seamlessly adapt to a variety of scenes.

Scene

Suitable for scenes such as houses, factories and offices.

Technical Specification

Basic

Layer	Layer 2
Switching Capacity	2.8 Gbps
Packet Forwarding Rate	2.08 Mpps
Description of Function Slots	Port 1-4: 4 × RJ-45 10/100 Mbps (PoE); Port 5: 1 × RJ-45 10/100/1000 Mbps (uplink)
Operating Temperature	-10 °C to +55 °C (+14 °F to +131 °F)
Operating Humidity	10%–90% (RH), non-condensing
Storage Temperature	-40 °C to +70 °C (-40 °F to +158 °F)
Storage Humidity	5%–95% (RH), non-condensing
Power Supply	External power supply: 53 VDC, 0.8 A
Power Consumption	Idling: ≤3 W Full load: 42.4 W
Statics Protection	Air discharge: 8 kV; Contact discharge: 6 kV
Lightning Protection	Common mode: 6 kV; Differential mode: 0 kV
Net Weight	0.2 kg (0.44 lb)
Gross Weight	0.72 kg (1.59 lb)
Product Dimensions	115 mm × 84 mm × 27 mm (4.53" × 3.33" × 1.06") (L × W × H)
Packaging Dimensions	195 mm × 114 mm × 83 mm (7.68" × 4.49" × 3.27") (L × W × H)
Casing Material	Sheet metal
Installation	Desktop mount; wall mount
Certifications	CE

PoE

PoE	Yes
PoE Power	Port 1-4 ≤ 30 W, total ≤ 36 W
PoE Protocol	IEEE802.3af; IEEE802.3at
PoE Power Consumption Management	PoE power consumption management; PoE power on/off; turns off PoE if overload is detected
PoE Pin Assignment	1, 2, 4, 5 (V+), 3, 6, 7, 8 (V-)
Long Distance PoE Transmission	Yes

Hardware

DIP Switch	Managed Mode: On by default for both local web and cloud management. Off for Unmanaged Mode. PoE Watchdog: Monitors ports 1-4 and auto-restarts the PoE port when there is no traffic for 2 min. (Only works when Managed Mode is Off) Extend Mode: Ports 1-4; transmission distance up to 250 meters at 10 Mbps. (Only works when Managed Mode is Off)
Reset Button	1

Performance

MTBF	232.62 years
------	--------------

Packet Buffer Size	4 Mbit
Jumbo Frame	9216 Byte
MAC Table Size	2K
Communication Standard	IEEE 802.3; IEEE 802.3u; IEEE 802.3x; IEEE 802.3ab; IEEE 802.3az
VLAN Number	32

Feature

VLAN Function	IEEE 802.1Q VLAN
Port Feature	IEEE 802.3x Flow Control; Unknown Unicast Suppression; Multicast Storm Control; Broadcast Storm Control; MAC+Port Binding Loop; Prevention
Mirror	N:1 Mirroring; Local Port Mirroring
Reliability	LLDP
DHCP Function	DHCP Client
Security	Port Isolation
Equipment Management	Web Management; Cloud Management; Logs; Fault Alarm

General

Packing List	Quick Start Guide × 1; Legal and Regulatory Information × 1; Power adapter × 1; Power cord × 1
--------------	--

Transmission Performance

Switch power supply voltage 53V.
CAT5E/CAT6. Max. DC resistance < 10Ω/100m

Cable(m)	Load Capacity(W)	Bandwidth(Mbps)
----------	------------------	-----------------

IEEE802.3bt 90W

100	71.3	1000
150	62	10
200	51	10
250	40	10

Hi-PoE 60W

100	53	1000
150	50	10
200	47	10
250	37	10

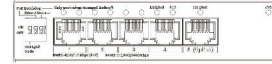
IEEE802.3at 30W

100	25.5	1000
150	25.5	10
200	25.5	10
250	25.5	10

Cloud Managed PoE Switch | DH-CS4005-4ET1GT-36

Note: Data from this table was collected by Dahua test lab and is for reference only. The actual transmission distance may vary due to power consumption of connected devices or the cable type and status.

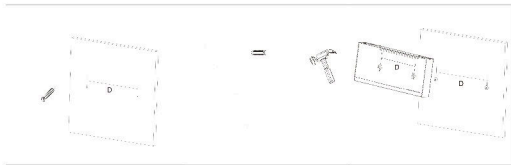
Panels



Ordering Information

Type	Model	Description
PoE Switch	DH-CS4005-4ET1GT-36	5-Port Cloud Managed Desktop Switch with 4-Port PoE

Installation



Dimensions (mm[inch])

