

DH-CHS4110-8ET

10-Port Cloud Managed Hardened Switch



- Features managed mode.
- Complies with IEEE802.3, IEEE802.3u, IEEE802.3x, IEEE802.3ab and IEEE802.3z standards.
- Supports network topology visualization.
- Supports mobile management by app.
- Supports one-stop maintenance.
- With its full metal design and dust-proof enclosure, it can be used in a wide range of temperatures.
- Supports desktop mount and DIN rail mount.



System Overview

The Hardened Cloud Managed Switch series is a state-of-the-art device that can effortlessly turn on and off its managed mode with the simple flip of a switch. When managed mode is enabled, local network management and cloud management are seamlessly integrated. For cloud management, you can perform operation and maintenance using topology visualization for front-end devices, transmission, and back-end storage devices within both security systems and IT system. The switch features a high-performance switch engine and large cache, ensuring smooth transmission of video streams. With its full metal and fanless design, it has great heat dissipation and can operate in harsh environments. It also offers EMC and has protection against overvoltage, overcurrent, static electricity, lightning strikes, pulses and other types of interference. This makes it suitable for scenes such as homes, factories, and offices.

Functions

Managed Mode ON/OFF

Easily switches between managed and unmanaged mode with just the flip of a switch. When in managed mode, you can perform management through the webpage locally or the cloud platform. This allows the device to seamlessly adapt to a variety of scenes.

Cloud Management

Devices can be managed through the DoLynk Care app and performs real-time monitoring of the network. The app also displays the status of devices, triggers alarms for errors in real time and sends notifications.

Network Topology Management

Supports the LLDP protocol and is able to generate and display the network topology, so that you can quickly identify issues, and perform operation and maintenance remotely on devices that are in the topology.

Loop Protection

When a loop is detected, the loop alarm will be triggered and the elimination mechanism will activate to prevent broadcast storms from occurring.

Scene

Suitable for use both indoors and outdoors such as in corridors, factories, and parks.

Specification

Basic

Layer	Layer 2
Switching Capacity	5.6 Gbps
Packet Forwarding Rate	4.17 Mpps
Description of Function Slots	Port 1-8: 8 × RJ-45 10/100 Mbps Port 9: 1 × RJ-45 10/100/1000 Mbps (uplink) Port 10: 1 × SFP 1000 Mbps (uplink)
Operating Temperature	-30 °C to +65 °C (-22 °F to +149 °F)
Operating Humidity	10%–90% (RH), non-condensing
Protection	IP30;IK06
Storage Temperature	-40 °C to +85 °C (-40 °F to +185 °F)
Storage Humidity	5%–95% (RH), non-condensing
Power Supply	External dual power supply (terminal block and DC): 12 VDC, 1 A
Power Consumption	Idling: 1.2 W Full load: 2.9 W
Statics Protection	Air discharge: 8 kV Contact discharge: 6 kV
Lightning Protection	Common mode: 4 kV Differential mode: 2 kV
Net Weight	0.4 kg (0.88 lb)
Gross Weight	0.67 kg (1.48 lb)
Product Dimensions	154.4 mm × 110.4 mm × 42 mm (6.08" × 4.35" × 1.65") (L × W × H)
Packaging Dimensions	299 mm × 164 mm × 72 mm (11.77" × 6.46" × 2.83") (L × W × H)
Casing Material	Iron
Installation	DIN rail mount; desktop mount
Certifications	CE

PoE

PoE	No
-----	----

Hardware

DIP Switch	Managed mode: Switches between managed and unmanaged mode. Managed mode includes local web management and cloud management. It is on by default. Port isolation: Prevents traffic from being sent between ports 1-8, but allows ports 1-8 to send its traffic to the uplink ports 9–10. These uplink ports can also send their traffic to 1-8. Storm control: Limits the speed of all the ports to 5 Mbps.
Reset Button	1

Performance

MTBF	1998124.96 hours
Packet Buffer Size	4 Mbit
Jumbo Frame	9216 Byte
MAC Table Size	8K

Communication Standard	IEEE 802.3; IEEE 802.3u; IEEE 802.3x; IEEE 802.3ab; IEEE 802.3z
------------------------	-----------------------------------------------------------------

VLAN Number	32
-------------	----

Feature

VLAN Function	Port-based VLAN
Port Feature	IEEE 802.3x Flow Control Unknown Unicast Suppression Multicast Storm Control Broadcast Storm Control Port Self-loop Detection
Mirror	Local Port Mirroring N:1 Mirroring
Reliability	LLDP
DHCP Function	DHCP Client
Security	Port Isolation
Equipment Management	Web Management Cloud Management Logs Fault Alarm

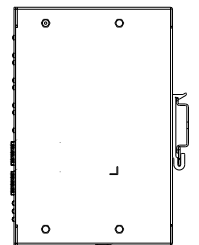
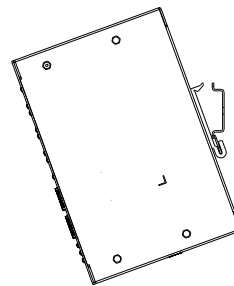
General

Packing List	1 × User Manual 1 × Legal and Regulatory Information 1 × Power Adapter 1 × Terminal Block
--------------	----------------------------------------------------------------------------------------------------

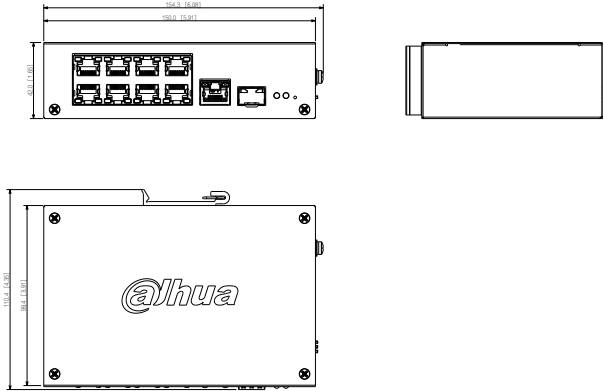
Ordering Information

Type	Model	Description
SFP module	GSFP-1310T-20-SMF	1.25G 1310/1550nm,20km,LC, Single-mode
	GSFP-1310R-20-SMF	1.25G 1550/1310nm,20km,LC, Single-mode
	GSFP-1310-20-SMF	1.25G 1310nm,20km,LC, Single-mode
	GSFP-850-MMF	1.25G 850nm,550m,LC, Multi-mode

Installation



Dimensions (mm[inch])



Panels

