

# RG-ES110GS-P-L

## 9-Port 10/100/1000 Mbps Unmanaged PoE Switch with 1 SFP Uplink



### Highlights

- 9-port 10/100/1000 Mbps unmanaged PoE switch with 1 SFP uplink
- Unmanaged switch, which is visible on Ruijie Cloud
- Intelligent and secure CCTV network
- Intelligent PoE Management
- High-quality design
- Applicable to various scenarios


# Highlight Features

## Unmanaged Switch, Which Is Visible on Ruijie Cloud\*

\* If an unmanaged switch needs to be visualized on Ruijie Cloud, at least one managed switch needs to be deployed on the same network



## Intelligent and Secure CCTV Network



Watchdog



Extend Mode



Port Isolation



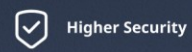
PoE Auto Recovery



250 Meters Transmission



Flexible Extend mode



Higher Security

# Highlight Features

## Intelligent PoE Management

Fit for various powered devices up to 30W

5W MAX  
Wall AP

9W MAX  
IP Camera

12.95W MAX  
Ceiling AP

24W MAX  
IP PTZ Camera



## High-quality Makes Network Reliable

Stable without frequent reboot



 Fanless, Quiet


 Green (802.3az)

 Energy Saving

# Highlight Features

## Better Quality Design

Strict standards in PCB design and component selection



## Designed for Various Scenarios



## / Product Information

<b>Model</b>	<b>RG-ES110GS-P-L</b>
<b>Product Category</b>	Layer 2

## / Hardware Specifications

<b>Model</b>	<b>RG-ES110GS-P-L</b>
<b>Product Information</b>	
<b>Warranty</b>	3 years
<b>Port Specifications</b>	
<b>Total number of RJ45 ports</b>	9
<b>Total number of optical ports</b>	1
<b>Number of 1GE SFP ports</b>	1
<b>Number of 10/100/1000BASE-T ports</b>	9
<b>Ultra-long-haul transmission</b>	Yes
<b>DIP switch</b>	<p>Extend mode: The rate of Ports 1 to 8 is reduced to 10 Mbps, but the maximum transmission distance can be up to 200 meters (Cate5e cables required). Flow control on.</p> <p>Default mode: All ports can communicate with each other. Flow control on.</p> <p>Isolation mode: Ports 1 to 8 cannot communicate with each other, but they can communicate with ports 9 and 10. Flow control on.</p>
<b>Power Supply and Consumption</b>	
<b>PoE Out standard</b>	PoE/PoE+ (IEEE 802.3af/at)
<b>Number of PoE Out ports</b>	8
<b>Number of PoE/PoE+ Out ports</b>	8
<b>PoE budget</b>	120 W
<b>PoE power pins</b>	1-2 (+), 3-6 (-)
<b>Power input</b>	220 V AC power supply: <ul style="list-style-type: none"><li>Rated input voltage: 100 V AC to 240 V AC, 50 Hz to 60 Hz</li></ul>

# Hardware Specifications

Model	RG-ES110GS-P-L
	<ul style="list-style-type: none"> <li>Maximum input voltage: 90 V AC to 264 V AC, 47 Hz to 63 Hz</li> <li>Rated input current: 3 A</li> </ul>
Maximum power consumption	10 W (with no PoE load) 130 W (with PoE full load)
Power supply	Fixed power supply
<b>System Specifications</b>	
Flash memory	2 MB
Forwarding rate	14.8 Mpps
Switching capacity	20 Gbps(bit/s)
<b>Dimensions and Weight</b>	
Casing	Metal
Product dimensions (W x D x H)	190 mm x 150 mm x 43 mm (7.48 in. x 5.91 in. x 1.69 in.)
Weight	0.97 kg (2.14 lbs) (without packaging materials) 1.44 kg (3.17 lbs) (with packaging materials)
Shipping weight	1.44 kg (3.17 lbs)
<b>Environment and Reliability</b>	
Fan	Fanless design
Cooling	Natural cooling
Mounting options	Wall/Desk
Hot swapping of cables	Hot swapping supported by the service port and power connector
MTBF	200,000 hours
Operating temperature	0°C to 45°C (32°F to 113°F)
Storage temperature	-40°C to +70°C (-40°F to +158°F)
Operating humidity	10% RH to 90% RH (non-condensing)
Storage humidity	5% RH to 95% RH (non-condensing)
Altitude	-500 m to +5,000 m (-1,640.42 ft. to +16,404.20 ft.)

## / Hardware Specifications

Model	RG-ES110GS-P-L
ESD protection	Air discharge: 8 kV Contact discharge: 6 kV
Surge protection	Service port: $\pm 4$ kV for common mode Power connector: $\pm 6$ kV for common mode and $\pm 4$ kV for differential mode
<b>Certification and Regulatory Compliance</b>	
EMC	EN 55032 EN 61000-3-2 EN 61000-3-3 EN 55035 EN 300 386
Safety compliance	EN 62638-1
Certification	CE, FCC

# Software Specifications

Model	RG-ES110GS-P-L
<b>Basic Configurations</b>	
PoE watchdog	Yes
<b>Ethernet Switching</b>	
Maximum number of MAC address entries	4000
Interface flow control	Yes
LLDP	No
LLDP-MED	No
Static aggregation	No
LACP	No
<b>Interface</b>	
Jumbo frame length (MTU)	9216 bytes
<b>IP Service</b>	
IPv4 ping	No
IPv4 traceroute	No
ICMPv6	No
IPv6 ping	No
IPv6 traceroute	No
<b>Multicast</b>	
IGMPv1 snooping	No
IGMPv2 snooping	No
Basic IGMPv3 snooping	No
Full IGMPv3 snooping	No
IGMP filtering	No

# Software Specifications

<b>Model</b>	<b>RG-ES110GS-P-L</b>
<b>Security</b>	
<b>Port isolation</b>	Yes
<b>System Performance Capacity</b>	
<b>Recommended camera limit</b>	200W H265: 35 400W H265: 17

## Package Contents

Model	RG-ES110GS-P-L
<b>Manual</b>	
<b>User Manual</b>	1
<b>Warranty Card</b>	1

*Ruijie* | ReYee

 Redefine your easy network



**Ruijie Networks Co., Ltd.**

Official Website: <https://Reyee.Ruijie.com>