

tapo



5300Pa

Ultra-Powerful Robot Vacuum and Mop

Tapo RV20 Max Plus



MagSlim™ + IMU Dual Navigation System

83 mm / 3.27"
Ultra-Slim Design

2 Months Hands-Free
with 3L Dust Bag

Customizable
Room Cleaning

52 dB
Quiet Clean†




// Highlights

DeepVac™ for Better Dust Removal


Dust-Free, Stress-Free

DeepVac™ tech allows smoother dust flow to enhance dust removal efficiency on various floors‡.



 5300Pa
Hyper Suction

 Mesh Grid™
No Spots Missed

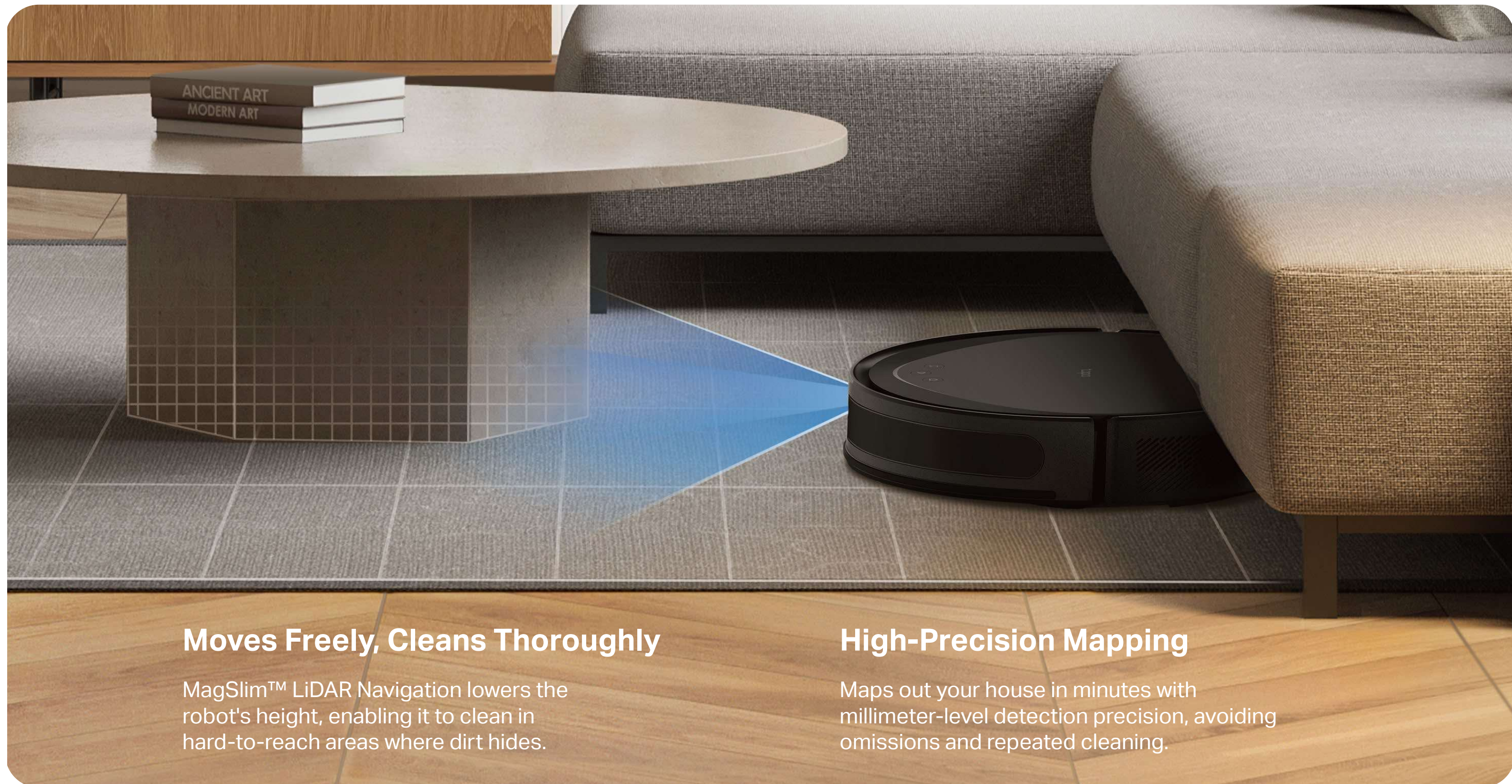
 Customizable Carpet
Preferences

// Highlights

Tapo IQ+ Smart Cleaning™



// Highlights



Moves Freely, Cleans Thoroughly

MagSlim™ LiDAR Navigation lowers the robot's height, enabling it to clean in hard-to-reach areas where dirt hides.

High-Precision Mapping

Maps out your house in minutes with millimeter-level detection precision, avoiding omissions and repeated cleaning.

// Highlights

- **MagSlim™ + IMU Dual Navigation System**

Accurately maps out your house in minutes, reducing omissions and repeated cleaning, and even works well in the dark.

- **5300Pa Powerful Suction**

Sweeps away debris sandwiched between gaps and dust hidden in carpets for a deeper, powerful clean.

- **83 mm / 3.27" Ultra-Slim Design**

Moves freely under furniture to reach hidden dirt and grime that can't escape its sweep.

- **Up to 2-Month Hands-Free with 3L Dust Bag**

Automatically empties the dustbin with 95% debris removal to keep your hands free for up to 2 months. †

- **52 dB Quiet Clean†**

Lower noise level to 52 dB - quieter than a running microwave, ensuring a hushed cleaning experience.

- **Up to 180 min Continuous Cleaning†**

The high-performance battery provides up to 180 minutes of continuous cleaning to clean your house in one run.

- **Up to 22 mm / 0.87 in Super Hurdle Capacity**

Effortlessly climbs over thresholds and obstacles under 22 mm / 0.87 in to provide a more thorough cleaning experience.

- **Voice & Remote Control**

Simply send voice commands via smart speakers or control via the Tapo app.

- **Up to 4 Multi-Floor Cleaning***

Accurately recognizes different floors faster with local-stored maps without the need for manual switch.

*Coming soon. Please keep your robot vacuum firmware up to date.

// Specifications

Care and Maintenance

To maintain optimal performance, maintain the robot vacuum according to the following guidelines.

Part	Maintenance Frequency	Replacement Frequency*
Dustbin	Clean/wash as needed	/
Filter	Once a week	3-6 months
Main Brush	Every 2 weeks	6-12 months
Main Brush Cover	Every 2 weeks	6-12 months
Side Brush	Once a month	3-6 months
Dust Bag	/	Replace when full
Mop Cloth	After each use	2-3 months
Caster Wheel	Clean as needed	/
Main Wheels	Once a month	/
Sensors	Once a month	/
Charging Contacts	Once a month	/

*Replacement frequency may vary depending on the actual situation. Parts should be replaced if visible wear appears.

// Specifications

Mapping & Navigation Features

- Mapping/Path Planning: MagSlim™ + IMU Dual Navigation
- High-Precision Map: Yes
- Obstacle Avoidance: Infrared
- Barrier-Cross Height: 22 mm/0.87 in
- Anti-Drop Protection : Yes

Dock Features

- Auto Dust Collection: Yes
- Suction Power of Auto-Empty Dock: 17000 Pa
- Dust Bag Capacity: 3 L

Vacuuming Features

- Max Suction Power: 5300 Pa
- Suction Level Adjustment: 5 levels
- Dustbin Capacity: 300 ml
- Dustbin Detection: Yes
- HEPA Filter: H11
- Carpet Boost: Yes
- Noise: 52dB (Quiet mode), 55 dB (Default/Standard)

Mopping Features

- Wet Mopping : Yes
- Mopping Type: Electric Water Flow Control
- Water Level Adjustment: 3 levels
- Water Tank Capacity: 300 ml

Battery

- Battery Capacity : 2600 mAh
- Vacuum Max Battery Life: 180 min per charge (Quiet Mode)
- Recharge & Resume: Yes

App Features

- Real-Time Tracking: Yes
- Multi-Floor Mapping: Yes
- Scheduled Cleaning: Yes
- Virtual Walls: Yes
- No-Go Zones: Yes
- Zone Cleaning: Yes

Specifications

Physical

- Product Dimensions:

Robot Vacuum: $\Phi 330 \times 83$ mm ($\Phi 13 \times 3.3$ in)

Auto-Empty Dock: $228 \times 164 \times 330$ mm ($9 \times 6.5 \times 13$ in)

- Package Contents:

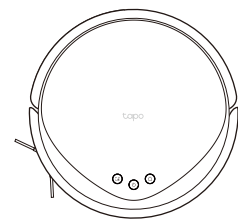
Robot Vacuum Cleaner $\times 1$ (Includes HEPA Filter $\times 1$ and Side Brush $\times 1$)

Auto-Empty Dock $\times 1$ (Includes 3L Disposable Dust Bag $\times 1$ and Cleaning Brush $\times 1$)

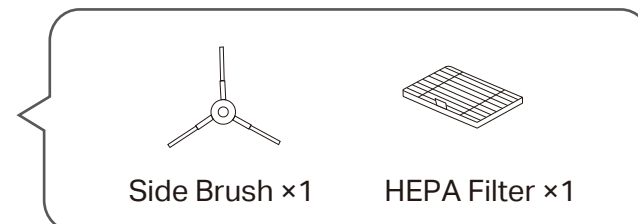
Mopping Attachment $\times 1$

Power Cable $\times 1$

User Manual



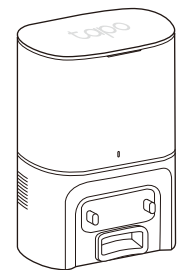
Robot Vacuum



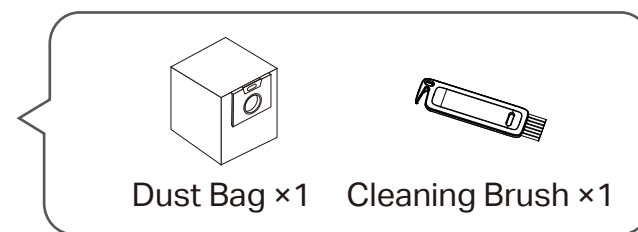
*One side brush and one HEPA Filter installed on the robot vacuum



Mopping Attachment $\times 1$



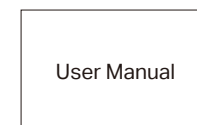
Auto-Empty Dock



*One dust bag and one cleaning brush placed inside the dock



Power Cord $\times 1$



User Manual

Others

- Wireless Connection:

IEEE 802.11 b/g/n, 2.4 GHz band only;

Bluetooth 4.2 (only for onboarding)

- Rated Input Voltage: 100-120 VAC, 50/60 Hz (JP/US version), or 220-240 VAC, 50/60 Hz

- Max Charging Power Consumption: 10 W (DC20 V 500 mA)

- Max Working Power Consumption:

Robot Vacuum: 45 W

Auto-Empty Dock: 650 W

- Works with Google Home: Yes

- Works with Amazon Alexa: Yes

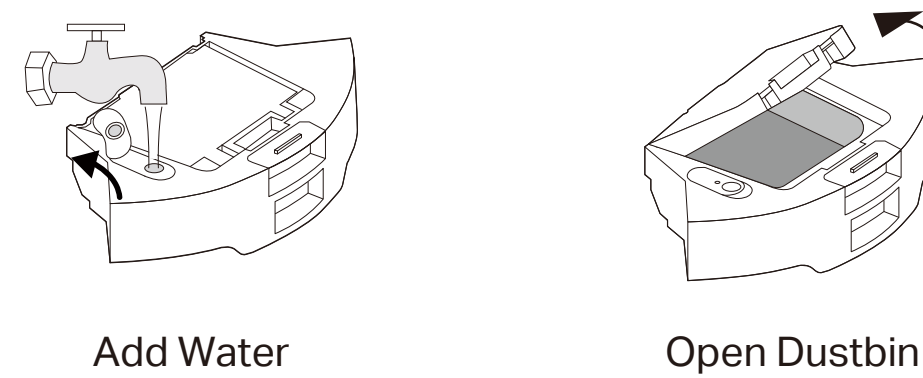
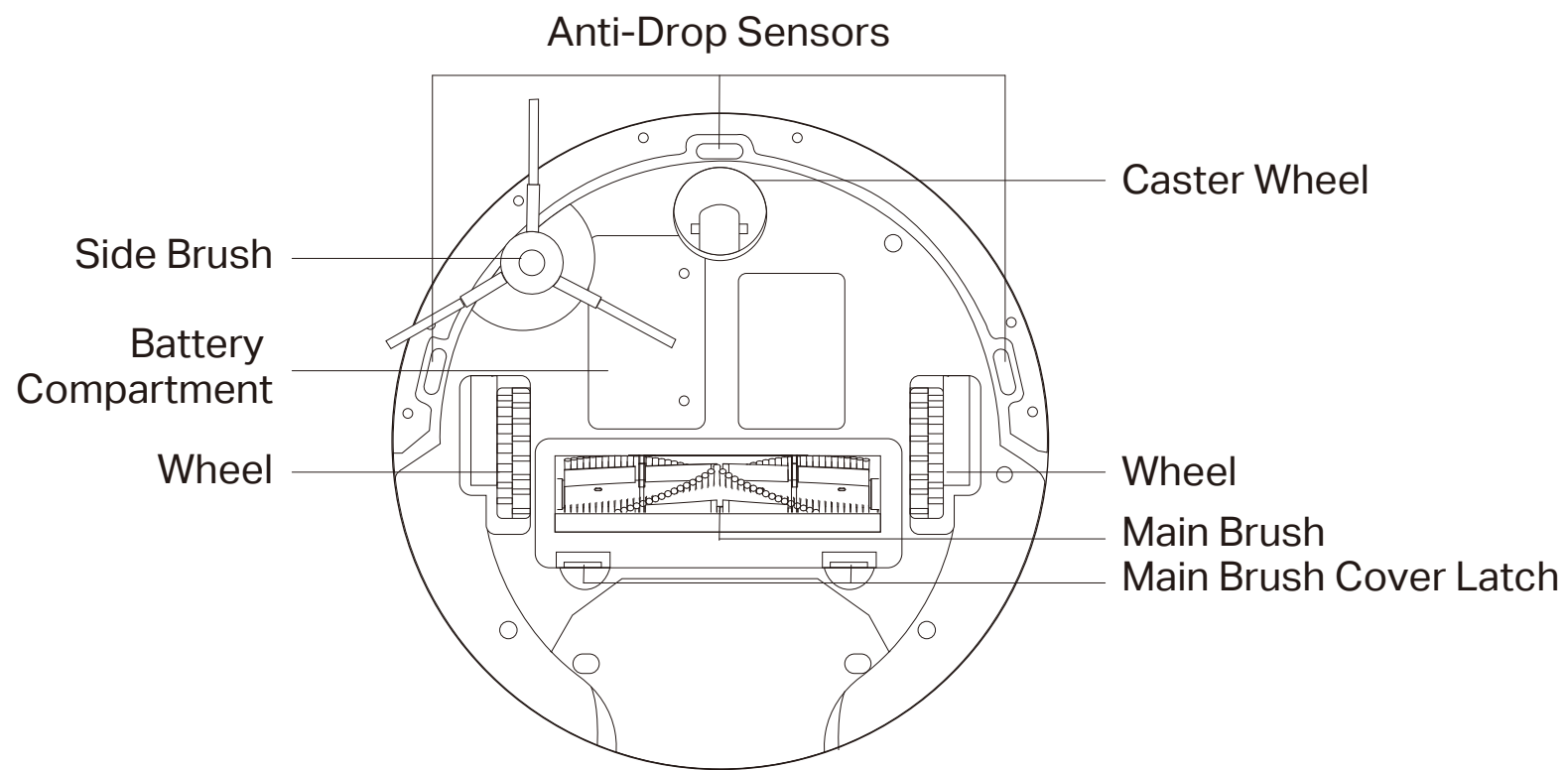
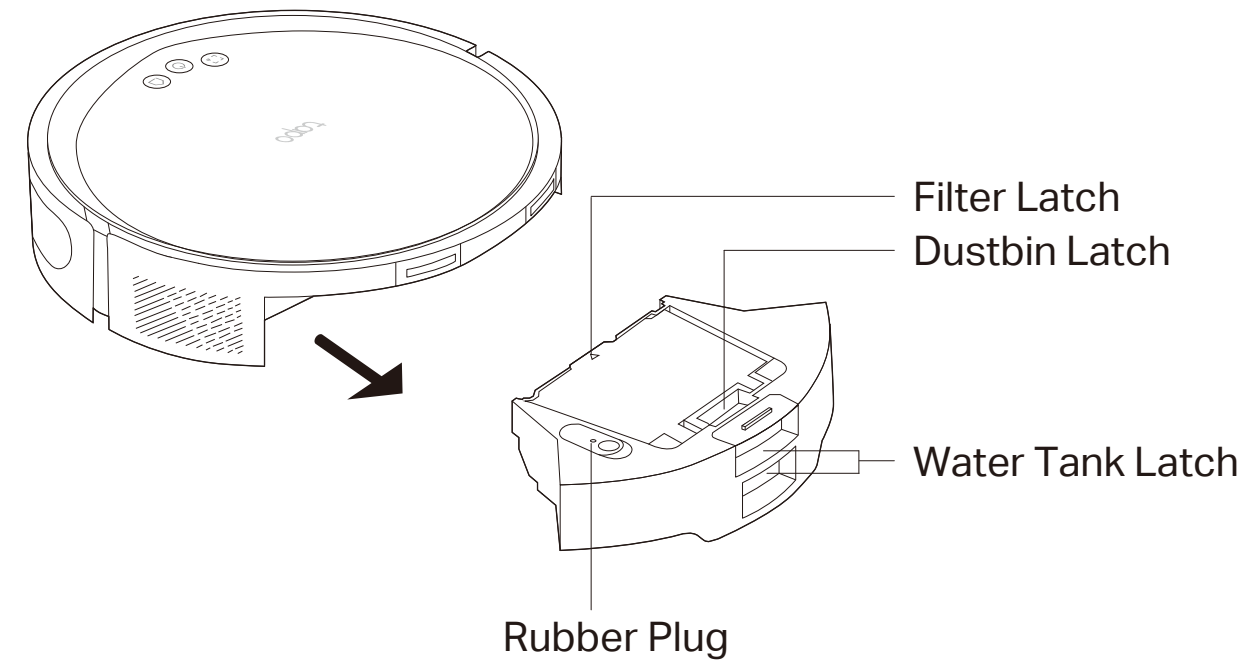
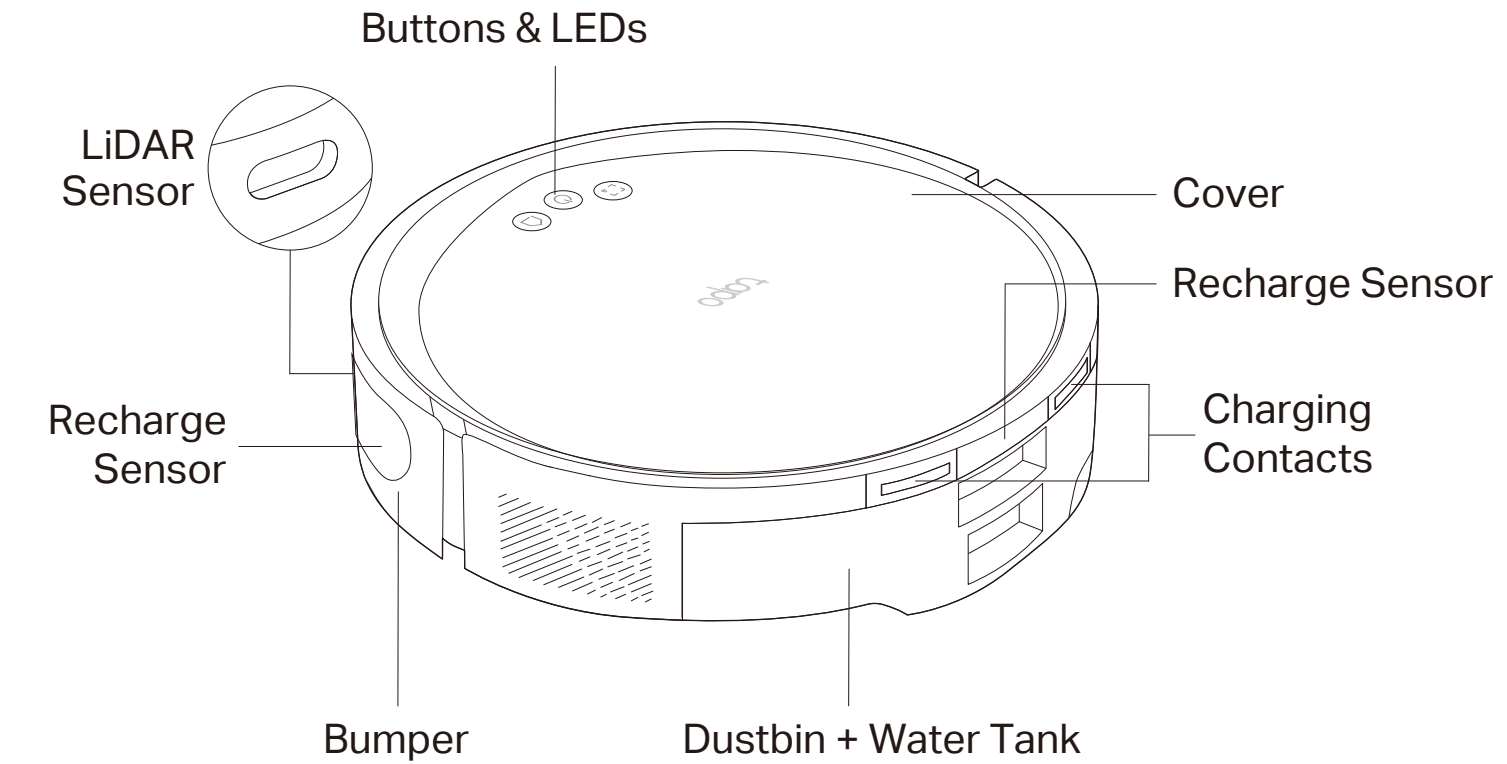
// Overview

Robot Vacuum

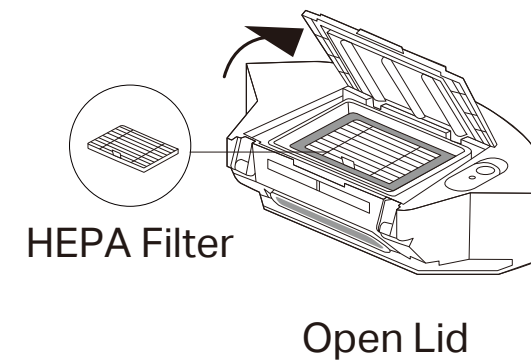


- Power/Clean**
 - Press and hold for 3 seconds: Turn on/off the robot vacuum.
 - Press once: Start/pause cleaning.
- Dock**
 - Return to the dock to charge.
 - Empty the dustbin when docked.
- Spot Cleaning/Child Lock**
 - Press once: Start spot cleaning.
 - Press and hold for 5 seconds: Turn on/off the child lock.
- Combo Button**
 - Press and hold simultaneously for 5 seconds: Enter setup mode to configure the network.
 - Press and hold simultaneously for 10 seconds: Restore to factory default settings.
- LED**
 - Red: Battery level < 20%; Error
 - Orange: Battery level between 20% and 80%
 - Green: Battery level > 80%

Overview

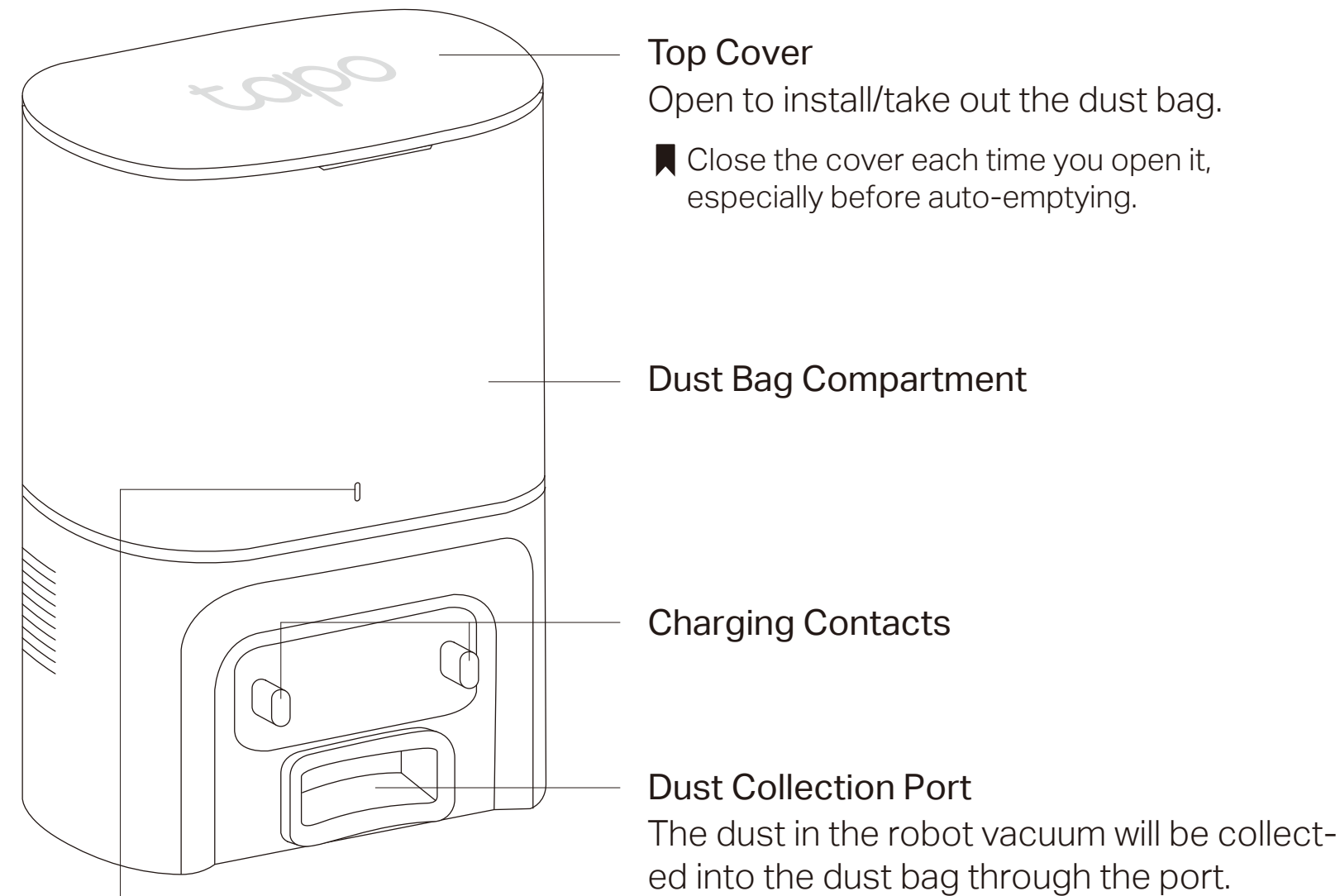


! Do NOT add any cleaning agents.
Wipe the water tank dry after adding water.

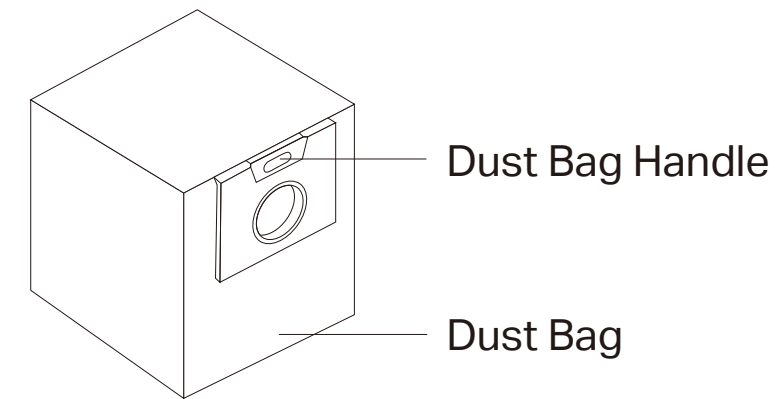


// Overview

Auto-Empty Dock



- LED Indicator**
- **White:** Working properly
 - **Pulsing White:** Charging the robot vacuum
 - **Flashing White:** Dust bag not installed or something wrong with the dust channel



For support and warranty, please visit: <https://www.tapo.com/support>

[†]Based on internal testing by Tapo Lab. Actual results are subject to change due to the usage and environmental factors.

[‡]Testing is conducted by Tapo Lab using Tapo RV20 Max Plus compared to Tapo RV20 Mop Plus on rough wood floors. Actual results may vary according to the home environment.

Specifications are subject to change without notice. All brands and product names are trademarks or registered trademarks of their respective holders.

@2024 TP-Link