

RG-EG105GW(T)

Reyee AC1300 Wireless All-in-One Business Router

DATASHEET



Highlights

- A professional wireless router for small size businesses.
- Power on, business on, easy to set up the whole network by Ruijie Cloud APP.
- Press button, Reyee Mesh networking done.
- Easy to customize portal page, what you see is what you get.
- Decent design, flexible installation on desktop or wall.
- Secure access internal NVR/IPC remotely, even dynamic or private IP on uplink.

Highlight Features

RG-EG105GW(T)

Small Size, Strong Ability

A professional wireless router for small size businesses.



Wi-Fi 5
1267Mbps



Reyee Mesh
Technology



4 WAN
Load Balancing



VPN
IPSec, OpenVPN,
L2TP, PPTP, etc.



Multiple
VLAN

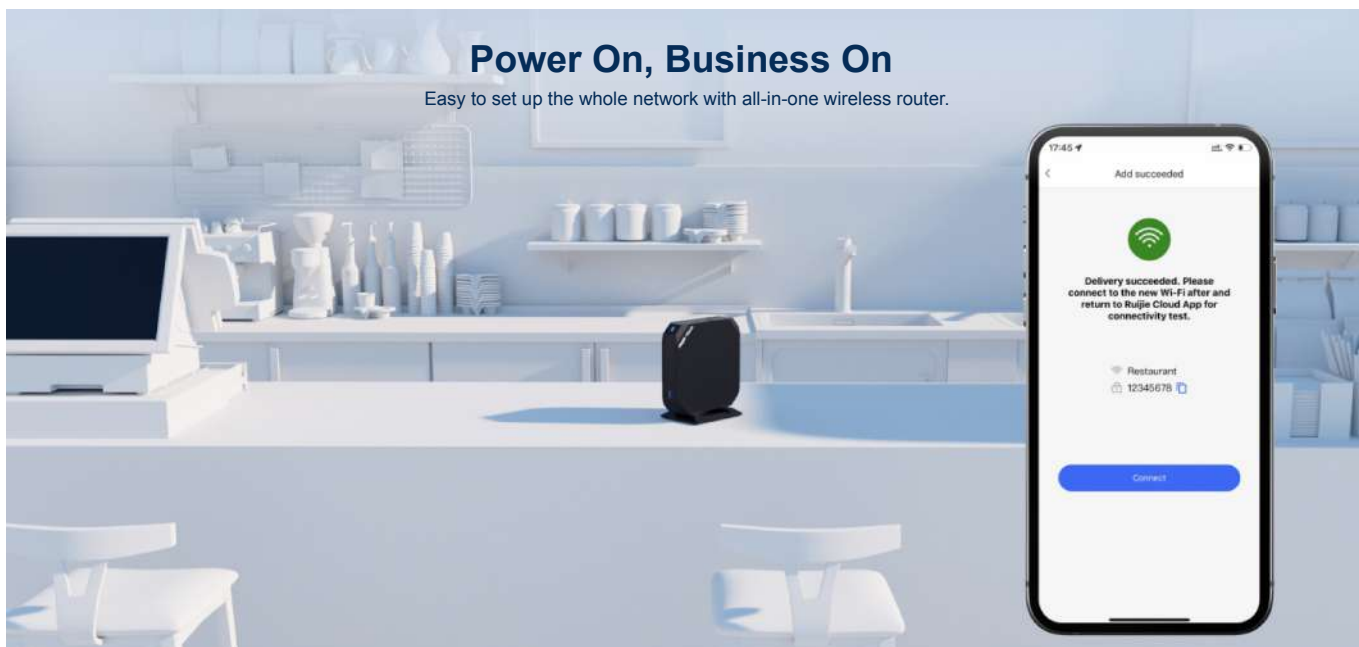


Free Cloud
Management



Power On, Business On

Easy to set up the whole network with all-in-one wireless router.



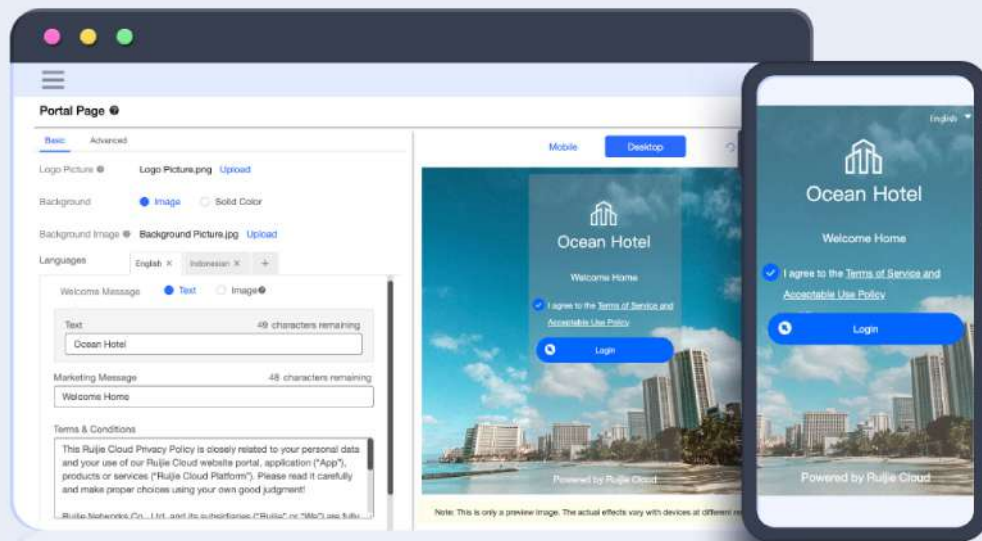
Press Button, Reyee Mesh Networking Done

Less wiring, more relaxing.



Highlight Features

Customize Portal Page, What You See is What You Get



Decent Design, Flexible Installation

Desktop(vertical)

Desktop(horizontal)

Wall Mount



Highlight Features

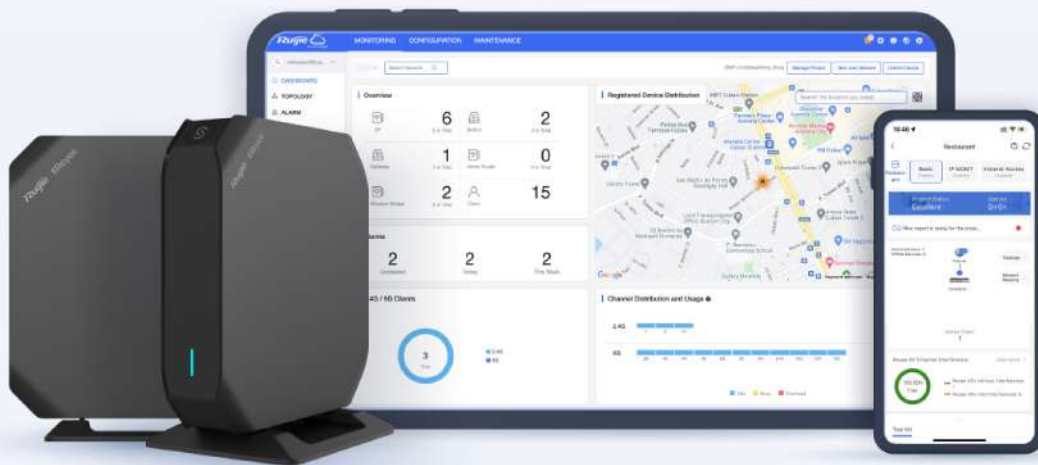
Secure Access Internal Device Remotely

No matter dynamic or even private IP on gateway WAN port,
Securely monitoring the NVR/IPC/Internal Server anytime from anywhere.



Cloud, Make Your Business Easy

- Reeye free DDNS
- Cloud portal authentication
- Remote monitoring and maintenance
- Upgrade firmware via Cloud
- APP library dynamic update



Specifications

Hardware Feature

Wireless Basic Specification

Radio	Dual-stream Dual-band
Protocol	Wi-Fi 5 (IEEE 802.11ac Wave 2/Wave1) Wi-Fi 4 (IEEE 802.11n) 802.11a/b/g
Operating Bands	802.11b/g/n: 2.4 GHz ~ 2.4835 GHz 802.11a/n/ac: 5.150 GHz ~ 5.350 GHz, 5.725 GHz ~ 5.850 GHz Country-specific restriction apply. Egypt: 802.11b/g/n: 2.4 GHz ~ 2.4835 GHz 802.11a/n/ac: 5.150 GHz ~ 5.350 GHz
Antenna	Built-in Omnidirectional Antennas (2.4 GHz: 3dBi, 5 GHz: 4dBi)
Spatial Streams	2.4 GHz: 2x2 MIMO 5 GHz: 2x2 MIMO
Max Throughput Rate	Up to 400 Mbps at 2.4 GHz Up to 867 Mbps at 5 GHz 1.267 Gbps per AP
Maximum Wi-Fi Clients	110
Recommended Wi-Fi Clients	80
Modulation	OFDM: BPSK@6/9 Mbps, QPSK@12/18 Mbps, 16-QAM@24 Mbps, 64-QAM@48/54 Mbps DSSS: DBPSK@1 Mbps, DQPSK@2 Mbps, and CCK@5.5/11 Mbps MIMO-OFDM: BPSK, QPSK, 16QAM, 64QAM and 256QAM
Receive Sensitivity	11b: -91 dBm (1 Mbps), -88 dBm (5 Mbps), -85 dBm (11 Mbps) 11a/g: -89 dBm (6 Mbps), -80 dBm (24 Mbps), -76 dBm (36 Mbps), -71 dBm (54 Mbps) 11n: -83 dBm@MCS0, -65 dBm@MCS7, -83 dBm@MCS8, -65 dBm@MCS15 11ac HT20: -83 dBm (MCS0), -57 dBm (MCS9) 11ac HT40: -79 dBm (MCS0), -57 dBm (MCS9) 11ac HT80: -76 dBm (MCS0), -51 dBm (MCS9)

Specifications

Hardware Feature

Wireless Basic Specification

Maximum Transmit Power	<p>EIRP</p> <p>≤ 32 dBm (2.4GHz)</p> <p>≤ 32 dBm (5GHz)</p> <p>country-specific restrictions apply.</p> <p>Myanmar:</p> <p>2400~2483.5MHz ≤ 20dBm</p> <p>5150~5350MHz ≤ 23dBm</p> <p>5470~5850MHz ≤ 25dBm</p> <p>Thailand:</p> <p>2400 MHz~2483.5 MHz ≤ 20 dBm</p> <p>5150 MHz~5350 MHz ≤ 23 dBm</p> <p>5470 MHz~5725 MHz ≤ 25 dBm</p> <p>5725 MHz~5850 MHz ≤ 30 dBm</p> <p>Egypt:</p> <p>5.150 GHz ~ 5.350 GHz: ≤ 20 dBm (EIRP)</p> <p>2.4 GHz ~ 2.4835 GHz: ≤ 20 dBm (EIRP)</p>
------------------------	-------------------------------------------------------------------------------------------------------------------------------------------------------------------------------------------------------------------------------------------------------------------------------------------------------------------------------------------------------------------------------------------------------------------------------------------------------------------------------------------------------------------------------------------------------------------------------------------------------------------------------------------------------------------

Router Basic Specification

Fixed WAN Port	1 × 10/100/1000 Base-T
Fixed LAN Port(s)	1 × 10/100/1000 Base-T
LAN/WAN Switchable Port(s)	3 × 10/100/1000 Base-T
Performance	600 Mbps (1500Byte, NAT+Flow Audit are enabled) 300 Mbps (1500Byte, NAT+Authentication, Application Identification, Flow Audit and Flow Control are enabled)
Recommended Total Clients	150
Power Consumption	≤ 15 W

System

CPU	2 Cores, 880 MHz
SDRAM/RAM	256 MB
Flash Memory	32 MB SPI NOR FLASH

Specifications

Hardware Feature

Power

Power Supplies

DC 12V/1.5A

DC Port Dimensions

Outer Diameter: 5.5 mm

Inner Diameter: 2.1 mm

Length: 10 mm

(Outer Diameter: 0.22 in.

Inner Diameter: 0.08 in.

Length: 0.39 in.)

Physical

Indicator

1 × system LED indicator

3 × Mesh LED indicator

Buttons

1 × Reset button

1 × Mesh button

Dimensions(W × D × H)

120 mm × 120 mm × 28 mm (without mounting plate)

Weight

0.251 kg (without mounting plate)

Installation

Desk-mount /Wall-mount

MTBF

> 400000 Hours

Environmental

Operating Temperature

0°C to 40°C (32°F to 104°F)

Storage Temperature

-40°C to 70°C (-40°F to 158°F)

Operating Humidity

5% to 95% Noncondensing

Storage Humidity

5% to 95% Noncondensing

Port Surge

4 kV

IP(Ingress Protection)

IP30

Software Feature

Basic

Network Access Mode

PPPoE Client

DHCP Client

Static IP

Specifications

Software Feature	
Basic	
Avoidance of WAN IP Address Conflicts	✓
Learning PPPoE Account & Password	✓
VLAN	Support, handle maximum 8 VLANs
IPv6	✓
WLAN	
WLAN Security	WPA/WPA 2
Reyee Mesh	✓
Repeater	✓
Roaming	L2 Roaming L3 Roaming
Networks	
IPTV	✓
AC Mode	No support
Behavior Management	App Block (Time/IP-based Policy) Website Filtering (Built-in about 800 common website URLs, Domain name blocking in https certificates, Time and IP-based policies) Website Filtering (Custom URL) Black and whitelist (Time/IP-based Policy) User/User Group Policy App blocking VPN client traffic App blocking PPPoE client traffic
Application Recognition	International feature database
Application Priority	✓
Flow Control	Custom flow Control Policies Channel bandwidth/priority based on user/user group + application/application group, FIFO configuration Channel bandwidth/priority based on user/user group + application/application group, per-IP configuration IP-based Automatic Bandwidth Assignment

Specifications

Software Feature	
Networks	
Traffic Audit	Real-time Traffic Audit IP traffic visualization
Diagnosis	✓
Marketing authentication	Wi-FiDog (SMS authentication and one-click authentication) Wi-FiDog authentication across Layer 3 switches (based on IP) No traffic offline detection Portal fault escape
Local authentication	Account password authentication QR Code Authentication Authentication across Layer 3 switches (IP based)
VPN	
L2TP VPN	✓
PPTP VPN	✓
IPsec VPN	✓
OpenVPN	✓
No. of PPTP&L2TP&OpenVPN Account	30
Overall IPsec VPN Performance	24 Mbps
Overall L2TP VPN Performance	140 Mbps
Overall OPENVPN Performance	20 Mbps
IPsec VPN Tunnels	8
OpenVPN Tunnels	16
L2TP VPN Tunnels	8
Routing	
Static routing	✓
RIP/RIPng	✓

Specifications

Software Feature	
Routing	
Policy-Based Routing (PBR)	✓
WAN Port Failover	✓
WAN Load Balancing	✓
Load balancing based on source address	✓
Flow-based Load Balancing	✓
Port-based weighted load balancing of data streams	✓
Networks	
PPPoE Client	✓
PPPoE Server	✓
DHCP Server	✓
DNS Client	✓
DNS Server	✓
DNS Proxy	✓
NTP Client	✓
DDNS	DynDns, NO-IP, Ruijie DDNS
NAT	✓
NAPT	✓
NAT ALG	✓
Port Mapping	✓
UPnP	✓
MACC	✓

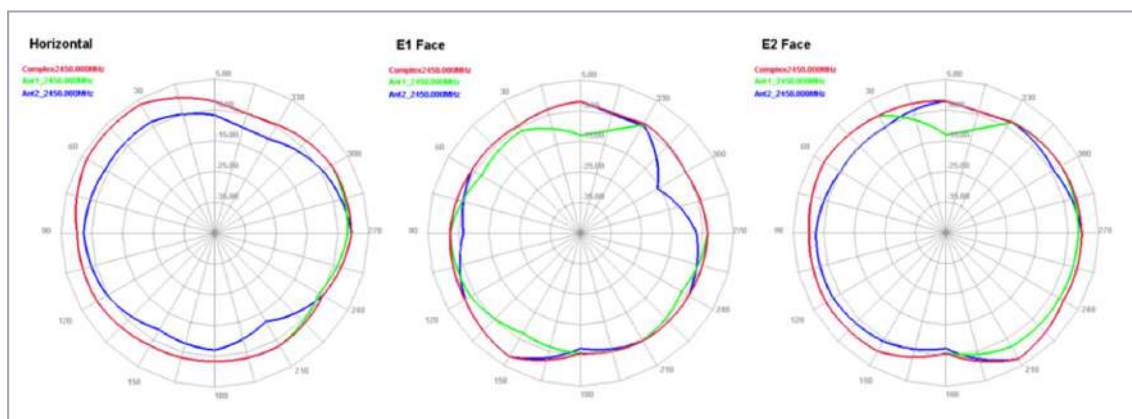
Specifications

Software Feature	
ACL	
ACL	✓
Time-based ACLs	✓
Security	
Malicious Attacks Defense	✓
ARP binding	✓
Prevent Port Scan Attack	✓
Prevent Fragmentation Attack	✓
Prevent Teardrop Attack	✓
Prevent Ping of Death Attack	✓
Prevent Land Attack	✓
Prevent Smurf / Fraggle attack	✓
Prevent SYN Flood Attack	✓
Service and Support	
Cloud Management	✓
APP Management	✓
APP Upgrade	✓
APP Restart	✓
Scheduled Restart	✓
Default Access/Password	192.168.110.1 No Password Required by Default
URL Access	https://www.ruijienetworks.com/
Local Upgrade	✓
Online Upgrade	✓

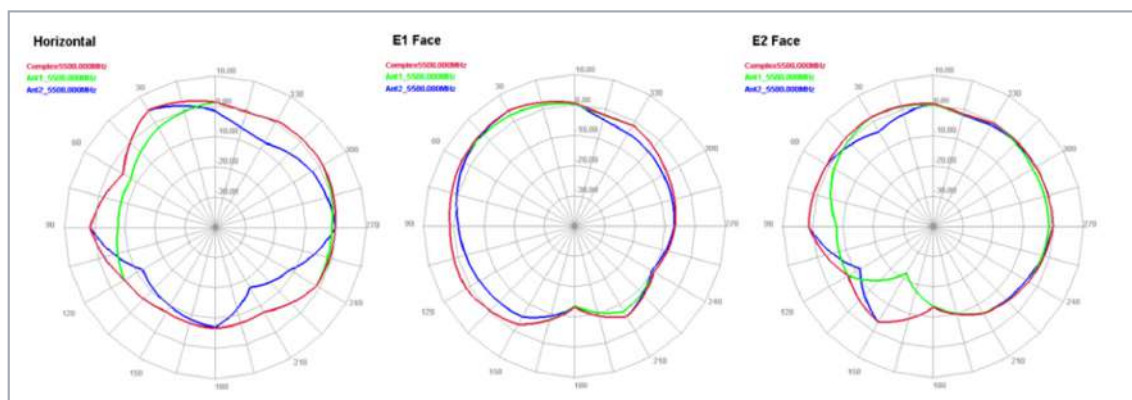
Specifications

Software Feature	
Service and Support	
Backup	✓
Factory Reset	✓
Language	Chinese English Vietnamese Indonesian Thai Arabic Traditional Chinese Spanish Russian

Antenna Schematic



2450MHz



5500MHz

Package Contents

Device	RG-EG105GW(T)
RG-EG105GW(T) Router	1
User Manual	1
Power Adapter	1
Warranty Card	1
Mounting Bracket (With 4 Foot Pads)	1
CA3 × 24 mm Bolt	2
E × pansion Anchor	2
Package Weight	0.56 kg
Package Dimension (w × d × h)	180 mm × 130 mm × 86 mm

Ruijie | Rcycc

 **Redefine your easy network**

Copyright ©2000-2022 Ruijie Networks Co., Ltd. All rights reserved.

No part of this document may be reproduced or transmitted in any form or any means without prior written consent of Ruijie Networks Co., Ltd.

Notice

This content is applicable only to regions outside the China mainland. Ruijie Networks Co., Ltd. reserves the right to interpret this content.

The information contained herein is subject to change without notice. Nothing herein should be construed as constituting an additional warranty. Ruijie Networks Co., Ltd. shall not be liable for technical or editorial errors or omissions contained herein.



Ruijie Networks Co., Ltd
Floor 11, East Wing, Zhongyipengao Plaza,
No.29 Fuxing Road, Haidian District, Beijing China
Website: <https://www.ruijienetworks.com>